








Traffic Guide – MES EXPO 2019

Important Information for Exhibitors, Standbuilders and commissioned suppliers

	Setting-up 01.11. – 04.11.2019	During trade fair		Dismantling 08.11. - 11.11.2019
		05.11. – 07.11.2019	07.11.2019 Dismantling traffic	
Cars and Vans Max. total weight 3,49 t  200 € Deposit With Trailer  extra 200 € Deposit	7:00 a.m. – 10:00 p.m. Last entry 9:00 p.m. max. stay: 1 hours Deposit	Access only with parking ticket delivery 9:00 a.m. – 10:00 a.m. max. stay: 1 hours Deposit	access only with parking ticket until 4:00 p.m. Dismantling traffic Entry from 7:00 p.m. max. stay: 1 hours Deposit	Entry from 7:00 a.m. – 10:00 p.m. Last entry 9:00 p.m. max. stay: 1 hours Deposit
Trucks With max. total weight of 3,5 t to 7,49 t  200€ Deposit With Trailer  extra 200 € Deposit	7:00 a.m. – 10:00 p.m. Last entry 9:00 p.m. max. stay: 2 hours Deposit	delivery 9:00 a.m. – 10:00 a.m. max. stay: 1 hours Deposit	Dismantling traffic Entry from 7:00 p.m. max. stay: 2 hours Deposit	Entry from 7:00 a.m. – 10:00 p.m. Last entry 9:00 p.m. max. stay: 2 hours Deposit
Trucks Total weight over 7,5 t  200 € Deposit With Trailer  extra 200 € Deposit	7:00 a.m. – 10:00 p.m. Last entry 9:00 p.m. max. stay: 3 hours Deposit	<h2>No entry</h2>	Dismantling traffic Entry from 7:00 p.m. max. stay: 3 hours Deposit	Entry from 7:00 a.m. – 10:00 p.m. Last entry 9:00 p.m. max. stay: 3 hours Deposit
Deposit regulation	The deposit per each car and per each trailer is: 200,00 €. Please make sure you have the exact amount. <i>Please note the exit times listed on your deposit receipt. Failure to observe the access times will result in forfeiture of the deposit.</i>			
	Cash only. No acceptance of 200,00€ and 500,00€ bank notes			
Entrance Gate	Entrance Gate 25 (Jaffestraße) access to halls 1.2 and 2.2			
Advices	Unauthorized parked vehicles or loading units will be towed away. Long term parking for trucks (free of charge) is available at AVUS-Nordkurve (P12). During construction and dismantling is also available at AVUS-Nordkurve (P12). Information on the environmental zone can be found under www.berlin.de/umweltzone			